

ETATRACK active 400



Active Solar Tracking System

Characteristics

- total module surface up to 4 m²
- maintenance-free
- high reliability and life expectancy
- low power consumption, ca. 1.25 kWh/year
- no unnecessary tracking movements
- no failure prone light sensor
- designed to withstand wind speed up to 120 km/h
- cost-efficient tracking system

Application

Single-axis solar tracking increases the energy return of solar modules, dependent on location, by 25% (e.g. Germany) up to 35% (e.g. central US, Korea, Spain) per year in average, respectively up to 55% during the summer months.

Tracking

- angle East-West: 90°, active
- elevation angle: 0° - 45°, manually adjustable
- no separate sensors, it uses the modules as sensor
- energy supply of tracking drive: 12 V nominal, max. 200 V (Voc), provided by one of the tracked modules
- horizontal position at night
- tracking in steps according to the daily sunshine duration
- one tracking control electronics can operate two frames

Module Surface And Fixation

- 4 m² total module surface (up to 500 Wp, dependent on module type)
- fixation: movable stainless steel clips; length of fixation rails: 2.97 m

Mounting And Foundation

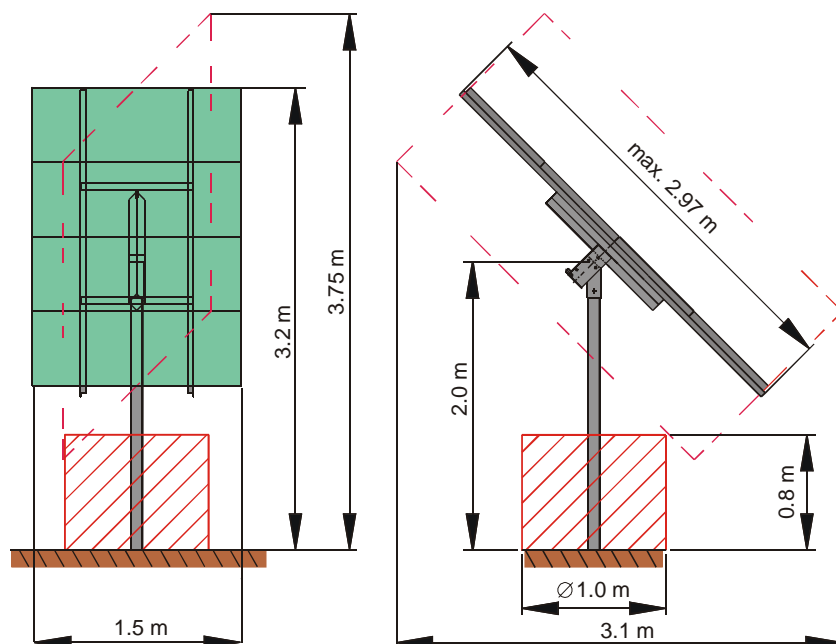
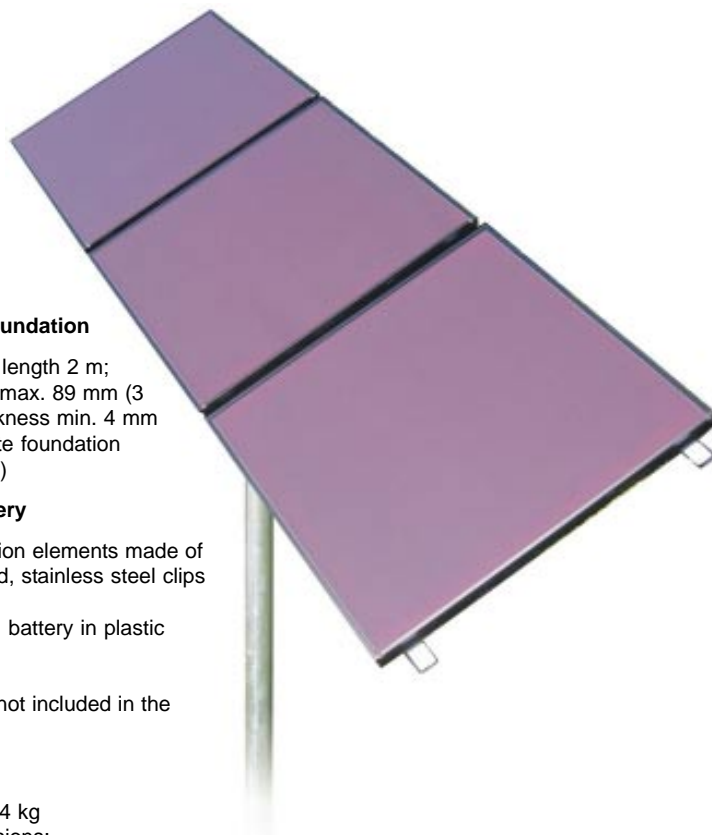
- mounting pole: length 2 m; outer diameter max. 89 mm (3 1/2 "); wall thickness min. 4 mm
- surface concrete foundation (approx. 0.7 m³)

Included In Delivery

- frame and fixation elements made of steel, Zn coated, stainless steel clips for modules
- electronics incl. battery in plastic housing
- linear motor
- mounting pole not included in the delivery

Packing

- gross weight: 44 kg
- packing dimensions: 1200 x 400 x 160 mm = 0.08 m³



Fitting PV Modules (Choice)

Type of PV Module	Quantity of PV Modules	max. Watts
Astropower AP 110	4	440
BP 3125	4	500
BP 3160	3	480
BP 380	5	400
GE 165	3	495
GE 173	3	519
Isototon I 110	4	440
Kyocera KC 125	4	500
Sharp 123 Wp	4	492
Sharp 80 Wp	5	400
Shell 85 Wp	5	425
Shell SQ150C	3	450

For more fitting module types, check the drawing to the left.

ETATRACK active 1000



Active Solar Tracking System

Characteristics

- total module surface up to 10 m²
- maintenance-free
- high reliability and life expectancy
- low power consumption, ca. 1.25 kWh/year
- no unnecessary tracking movements
- no failure prone light sensor
- designed to withstand wind speed up to 150 km/h
- cost-efficient tracking system

Application

Single-axis solar tracking increases the energy return of solar modules by 25 to 35 % per year in average, dependent on location, respectively up to 55 % during summer months.

Tracking

- angle East-West: 90°, active
- elevation angle: 0° - 45°, manually adjustable
- no separate sensors, it uses the modules as sensor
- energy supply of tracking drive: 12 V nominal, max. 200 V (Voc), provided by one of the tracked modules
- horizontal position at night
- tracking in steps according to the daily sunshine duration

Module Surface And Fixation

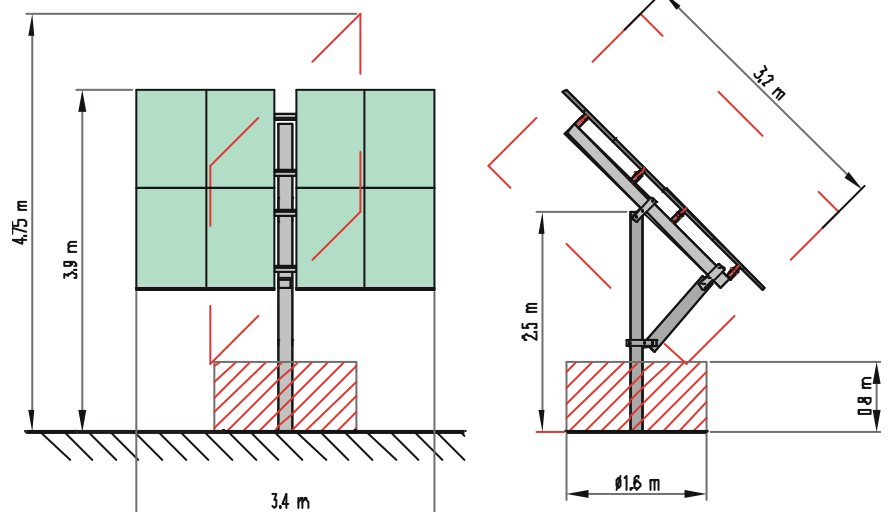
- 10 m² total module surface (up to 1.6 kWp, dependent on module type)
- fixation: movable stainless steel clips, fitting for most module types; no drilling of additional holes into the module frame

Mounting And Foundation

- mounting pole: length 2.5 m
- surface concrete foundation (approx. 1.6 m²)

Included In Delivery

- frame and fixation elements made of steel, Zn-coated, stainless steel clips for modules
- electronics incl. battery in plastic housing
- linear motor
- mounting pole



example of system dimensions for 8 x modules BP 3160 (1,280 Wp)

ETATRACK active 1500



Active Solar Tracking System

Characteristics

- total module surface up to 15 m²
- maintenance-free
- high reliability and life expectancy
- low power consumption, ca. 1.25 kWh/year
- no unnecessary tracking movements
- no failure prone light sensor
- designed to withstand wind speed up to 150 km/h
- cost-efficient tracking system

Application

Single-axis solar tracking increases the energy return of solar modules by 25 to 35 % per year in average, dependent on location, respectively up to 55 % during summer months.

Tracking

- angle East-West: 90°, active
- elevation angle: 0° - 45°, manually adjustable
- no separate sensors, it uses the modules as sensor
- energy supply of tracking drive: 12 V nominal, max. 200 V (Voc), provided by one of the tracked modules
- horizontal position at night
- tracking in steps according to the daily sunshine duration

Module Surface And Fixation

- 15 m² total module surface (up to 2.4 kWp, dependent on module type)
- fixation: movable stainless steel clips, fitting for most module types; no drilling of additional holes into the module frame

Mounting And Foundation

- mounting pole: length 2.75 m
- surface concrete foundation (approx. 3.0 m²)

Included In Delivery

- frame and fixation elements made of steel, Zn-coated, stainless steel clips for modules
- electronics incl. battery in plastic housing
- linear motor
- mounting pole



example of system dimensions for 12 x module BP 4170 (2,040 Wp)

